

With **ecoFITTOM®**, the first fittings in the world in **PVC-O**, **Molecor** offers a continuous system in PVC-O; this material continuity guarantees the same hydraulic and mechanical properties in the different elements of the network, in the pipes as well as in the fittings. Moreover **ecoFITTOM® PVC-O fittings** are fully compatible with PVC-U pipes (EN 1452) and with pipes of other materials.

Fittings manufactured according to the Spanish standard **UNE-CEN / TS 17176-3:2019** Plastic piping systems for water supply and for buried and above ground drainage, sewerage and irrigation under pressure - Oriented unplasticized poly(vinyl chloride) (**PVC-O**) - Part 3: Fittings" according to indicated in the European specification **CEN / TS 17176-3**.

They can be used in networks to transport potable water, irrigation systems, industrial applications, reclaimed

water, networks for infrastructures or fire networks, etc., among other applications.

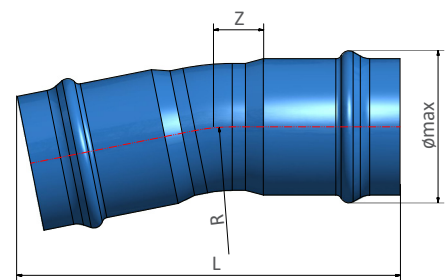
AENOR Product Certification nº 001/007103 according to **UNE-CEN/TS 17176-3:2019**. Mark.

ecoFITTOM® are provided with a proven watertightness seal that includes a polypropylene ring and a synthetic rubber lip which allows the seal to be integrated with the fitting, avoiding joint displacement or movement while the installation is taking place.

Product range

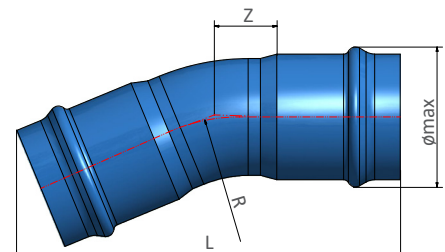
11,25° Socketed bend

DN	PN	Reference	ømax	L (mm)	Z (mm)	Radius (mm)	Weight (Kg)
110	10/16	F110C1116B	140	460	50	165	0.89
125	10/16	F125C1116B	155	500	55	187.5	1.27
140	10/16	F140C1116B	175	530	60	210	1.68
160	10/16	F160C1116B	200	540	65	240	2.11
200	10/16	F200C1116B	245	600	75	300	3.81
225	10/16	F225C1116B	270	645	85	340	5.38
250	10/16	F250C1116B	305	695	90	375	6.72
315	10/16	F315C1116B	375	815	110	475	12.50
400	10/16	F400C1116B	475	940	135	600	23.20



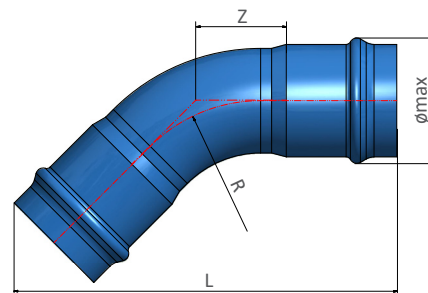
22,5° Socketed bend

DN	PN	Reference	ømax	L (mm)	Z (mm)	Radius (mm)	Weight (Kg)
110	10/16	F110C2216B	140	490	65	165	0.96
125	10/16	F125C2216B	155	535	75	187.5	1.37
140	10/16	F140C2216B	175	565	80	210	1.81
160	10/16	F160C2216B	200	585	90	240	2.37
200	10/16	F200C2216B	245	660	105	300	4.20
225	10/16	F225C2216B	270	710	120	340	5.94
250	10/16	F250C2216B	305	770	130	375	7.49
315	10/16	F315C2216B	375	915	155	475	14.04
400	10/16	F400C2216B	475	1070	195	600	26.35



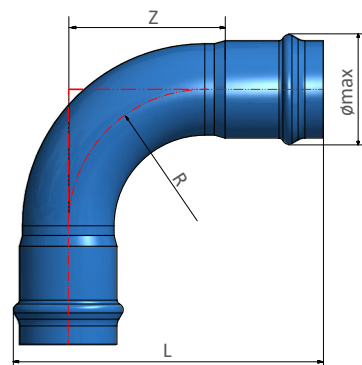
45° Socketed bend

DN	PN	Reference	ømax	L (mm)	Z (mm)	Radius (mm)	Weight (Kg)
110	10/16	F110C4516B	140	600	145	300	1.30
125	10/16	F125C4516B	155	570	115	187.5	1.56
140	10/16	F140C4516B	175	605	130	210	2.08
160	10/16	F160C4516B	200	640	140	240	2.71
200	10/16	F200C4516B	245	735	170	300	4.99
225	10/16	F225C4516B	270	840	195	340	7.06
250	10/16	F250C4516B	305	875	210	375	9.03
315	10/16	F315C4516B	375	940	140	300	14.87
400	10/16	F400C4516B	475	1250	330	600	32.64



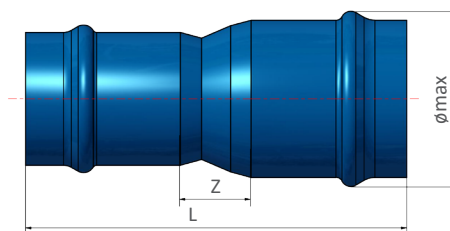
90° Socketed bend

DN	PN	Reference	ømax	L (mm)	Z (mm)	Radius (mm)	Weight (Kg)
110	10/16	F110C9016B	143	450	200	165	1.35
125	10/16	F125C9016B	155	490	225	187.5	1.94
140	10/16	F140C9016B	175	535	250	210	2.62
160	10/16	F160C9016B	198	565	275	240	3.52
200	10/16	F200C9016B	244	680	345	300	6.56
225	10/16	F225C9016B	270	750	370	340	9.30
250	10/16	F250C9016B	305	800	430	375	12.10
315	10/16	F315C9016B	375	850	380	315	19.16
400*	10/16	F400C9016B	472	900	375	300	32.64



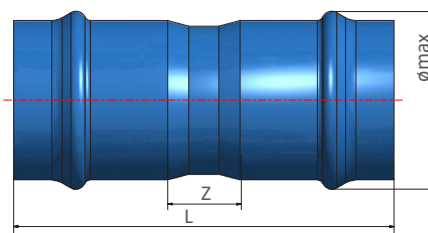
Socketed reducer

DN/DN	PN	Reference	ømax	L (mm)	Z (mm)	Weight (Kg)
110 / 90	10/16	F110R09016B	140	385	55	0.78
125 / 110	10/16	F125R11016B	155	450	80	1.17
140 / 110	10/16	F140R11016B	175	465	90	1.54
160 / 110	10/16	F160R11016B	200	480	105	1.95
160 / 140	10/16	F160R14016B	200	455	60	1.78
200 / 160	10/16	F200R16016B	245	525	100	3.33
225 / 160	10/16	F225R16016B	270	585	195	4.98
225 / 200	10/16	F225R20016B	270	510	80	4.31
250 / 200	10/16	F250R20016B	305	585	120	5.95
315 / 250	10/16	F315R25016B	375	690	155	11.05
400 / 315	10/16	F400R31516B	475	790	155	19.39



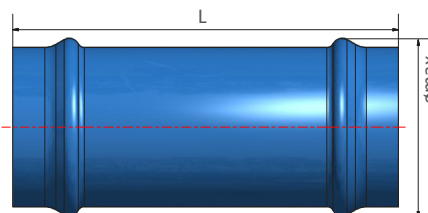
Coupler

DN	PN	Reference	ømax	L (mm)	Z (mm)	Weight (Kg)
110	10/16	F110M16B	140	420	70	0.83
125	10/16	F125M16B	155	455	75	1.17
140	10/16	F140M16B	175	465	80	1.54
160	10/16	F160M16B	200	490	85	1.91
200	10/16	F200M16B	245	530	95	3.41
225	10/16	F225M16B	270	580	115	4.87
250	10/16	F250M16B	305	620	120	6.06
315	10/16	F315M16B	375	715	145	11.34
400	10/16	F400M16B	475	820	190	21.12



Sliding coupler

DN	PN	Reference	ømax	L (mm)	Z (mm)	Weight (Kg)
110	10/16	F110MR16B	140	420	-	0.83
125	10/16	F125MR16B	155	455	-	1.17
140	10/16	F140MR16B	175	465	-	1.54
160	10/16	F160MR16B	200	490	-	1.91
200	10/16	F200MR16B	245	530	-	3.41
225	10/16	F225MR16B	270	580	-	4.87
250	10/16	F250MR16B	305	620	-	6.06
315	10/16	F315MR16B	375	715	-	11.34
400	10/16	F400MR16B	475	820	-	21.12



* Available under request

These data may be subject to variation according to manufacturing tolerances.

The drawings, images, technical characteristics, as well as the data included in the tables and figures of this document are not contractual. Molecor Tecnología, S.L. reserves the right to modify the characteristics of its products according to new manufacturing technologies and the current legislation in order to improve, without prior notice.